

3/16 Control - 02


using patterns 13-15 from original 3/16 Control page

Todd Bishop

www.cruiseshipdrummer.com

1


cymbal
snare
bass




1. Play pattern beginning on each beat of the pattern.
2. Play each two beats of the pattern: 1-2, 2-3, 3-1
3. Play in 4/4 as below:

Starting on each beat of 3/4 pattern, repeat first beat at end, cut off last 16th note:


2



3



4



ABAC pattern: Starting on each beat of 3/4 pattern, play 1st beat / 2nd beat / 1st beat / 3rd beat

5



6



7




8




Starting on each beat of 3/4 pattern, repeat first beat at end, cut off last 16th note:


9



10




11




ABAC pattern: Starting on each beat of 3/4 pattern, play 1st beat / 2nd beat / 1st beat / 3rd beat


12



13



14



15



Starting on each beat of 3/4 pattern, repeat first beat at end, cut off last 16th note:

16



17




18



ABAC pattern: Starting on each beat of 3/4 pattern, play 1st beat / 2nd beat / 1st beat / 3rd beat


19



20



21



BONUS: Add open hihat as indicated:

22 23 24

cymbal
snare
bass
hihat/foot

3/4