





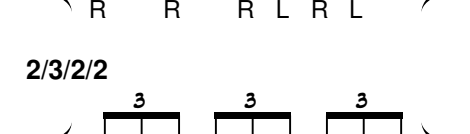
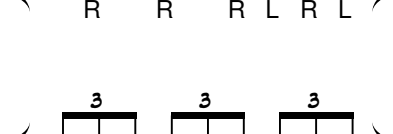

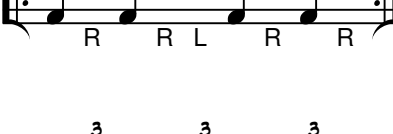




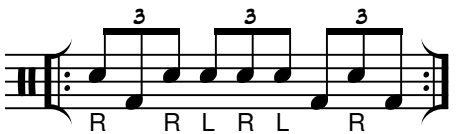

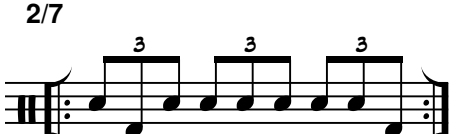



Linear phrases: adding 2-note pattern

triplets in 3/4



Todd Bishop

www.cruiseshipdrummer.com


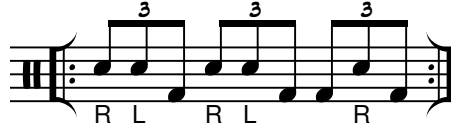
<p>2/2/2/3</p>  <p>R R R R L</p>	 <p>R R R R L</p>
<p>2/2/3/2</p>  <p>R R R L R</p>	 <p>R R R L R</p>
<p>2/2/5</p>  <p>R R R L R L</p>	 <p>R R R L R L</p>
<p>2/3/2/2</p>  <p>R R L R R</p>	 <p>R R L R R</p>
<p>2/3/4</p>  <p>R R L R L</p>	 <p>R R L R L</p>
<p>2/4/3</p>  <p>R R L R L</p>	 <p>R R L R L</p>
<p>2/5/2</p>  <p>R R L R L R</p>	 <p>R R L R L R</p>
<p>2/7</p>  <p>R R L R L R L</p>	 <p>R R L R L R L</p>
<p>3/2/2/2</p>  <p>R L R R R</p>	 <p>R L R R R</p>

Linear phrases: adding 2-note pattern



3/2/4





3/4/2



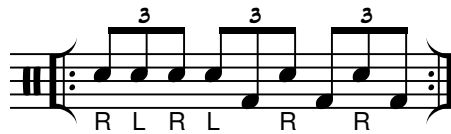
4/2/3



4/3/2



5/2/2



7/2

