

Solo vocab with Syncopation

Using Lesson 6 / pp. 14-15


Todd Bishop

www.cruiseshipdrummer.com

www.pdxdrummer.com

Swing the 8th notes.

Exercise 1, as written:



Discard written bass drum part; instead, fill in between snare drum quarter notes:




Play through exercises 1-15 this way, plus the 20 bar exercise; then make one or two measure solo phrases as follows:

Play triplet plus following beat only:



Examples:

Ex. 2 As written:




Interpretation applied:



Triplet + next beat only:



Ex. 5



Variations:

Add one more beat:



Play full measure plus one measure rest:



Add one or more beats before the triplet:



Or:



Combine exercises by playing the last measure of one line into the first measure of the next. Playing from Ex. 2 to Ex. 3, then:



With rests, as before:



Variation:



Further variations:

Accent 8ths on SD:



Vary sticking of triplets:



R R L R R L
R L L R L L
R L R R L L
R L L R R L

Add tom moves:



Vary accents:



Change ending:



Or:

