


Stick control patterns for jazz

Play R on cym, L on snare / play in 3 and in 4

Todd Bishop
www.cruiseshipdrummer.com

1 
R L R L R L R L

2 
R L R R R L R R


3 
R L R L R R R L

4 
R L R R R R R L

5 
R L L R R L L R

6 
R L L R L R R L


With B = both hand in unison:


7 
B B B B B B B B


8 
B L B L B L B L

9 
R L B L R L B L


10 
R L R L B L B L


11 
B L B B B L B B

12 
R L B B R L B B


13 
R L R B R L R B

14 
R L B R R L B R


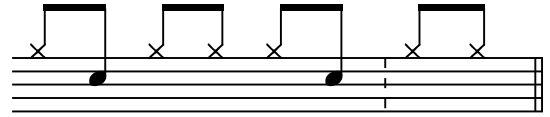
15 
R L B B B B B L

16 
R L R B B R R L

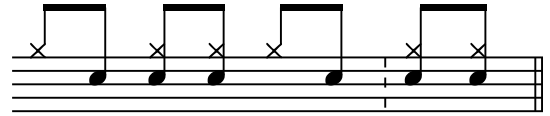
Play R on cymbal, L on snare drum:



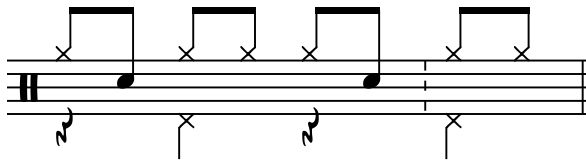
=



=



Add hihat:



Add bass drum when playing in 3/4:

