

Two simple rock applications


using Syncopation

Todd Bishop
www.pdxdrummer.com
shipdrummer.blogspot.com

These are two easy practice methods for learning to read, interpret, and improvise rock patterns using Ted Reed's Syncopation. Practice each method until you can play Syncopation lines 1-15 without stopping. Also apply the methods to the 16-bar exercises on p. 9 and 11.

Method 1 Use Syncopation pp. 8-9

Syncopation p. 8, ex. 2:



Left hand on SD, add 8th notes on hihat with right hand:



Add bass drum on &'s after snare hits:



Example:

Syncopation p. 8, ex. 3:



With hihat and extra bass notes:



Method 2 Use Syncopation pp. 10-11

Syncopation p. 10, ex. 1:




Simplified rock

Ignore written bass part; play snare on the beat, play any &'s on the bass drum:



Add 8ths on the hihat with the right hand:



Add bass drum on beat 1:




Examples:

P. 10, ex. 6:



Becomes:



P. 10, ex. 7:



Becomes:

