

Page o' coordination: Rumba bell

Preparation for BSSB-SBBS Reed method

Todd Bishop

www.cruiseshipdrummer.com

1

bell
snare
bass
hihat/foot

2

3

4

5

6

7

8

9

10

11

12

13

14


15

16

17

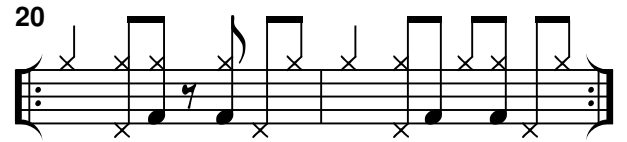
18

19



Musical notation for measure 19, featuring a sequence of eighth notes with 'x' marks above them, indicating a specific rhythmic pattern.

20




Musical notation for measure 20, featuring a sequence of eighth notes with 'x' marks above them, indicating a specific rhythmic pattern.

21




Musical notation for measure 21, featuring a sequence of eighth notes with 'x' marks above them, indicating a specific rhythmic pattern.

22




Musical notation for measure 22, featuring a sequence of eighth notes with 'x' marks above them, indicating a specific rhythmic pattern.

23




Musical notation for measure 23, featuring a sequence of eighth notes with 'x' marks above them, indicating a specific rhythmic pattern.

24




Musical notation for measure 24, featuring a sequence of eighth notes with 'x' marks above them, indicating a specific rhythmic pattern.

25




Musical notation for measure 25, featuring a sequence of eighth notes with 'x' marks above them, indicating a specific rhythmic pattern.

26




Musical notation for measure 26, featuring a sequence of eighth notes with 'x' marks above them, indicating a specific rhythmic pattern.

27



Musical notation for measure 27, featuring a sequence of eighth notes with 'x' marks above them, indicating a specific rhythmic pattern.

28



Musical notation for measure 28, featuring a sequence of eighth notes with 'x' marks above them, indicating a specific rhythmic pattern.