
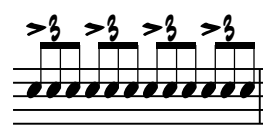

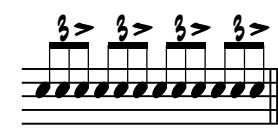
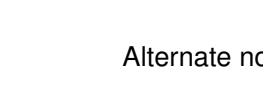





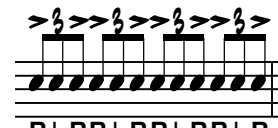





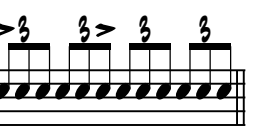

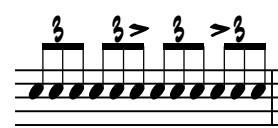

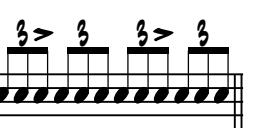

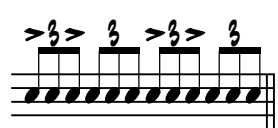







Key to right hand-accented triplets using Syncopation

Apply to Ted Reed's Syncopation,
pp. 32-44 (old edition).

Todd Bishop
www.pdxdrummer.com
www.cruiseshipdrummer.com

<p>As written:</p> 	<p>As played:</p>  <p>RLLRLLRLLRLL</p>	<p>As written:</p> 	<p>As played:</p>  <p>LLRLLRLLRLLR</p>
<p>Alternate notation:</p> 			
	 <p>RLLRLLRLLRLL</p>		 <p>RLRRLRRLRRLR</p>
	 <p>RLRLLRRLRLLR</p>		 <p>RLRLLRRLRLLR</p>
	 <p>RLLRLLRLL (etc)</p>		 <p>RLRLLRLL</p>
	 <p>LLRLLRLLRLLR</p>		 <p>RLRLLRLLRLLR</p>
<p>Alternate notation:</p> 			
	 <p>RLRLLRRLRRLR LLRLLRRLRLLR RLLRLLRLLRLL</p>		