

# ACCENT STUDIES

## ACCENTS ON 1/8 NOTES (For One Measure)

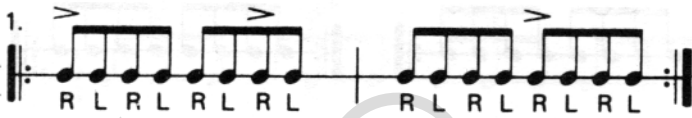
1. 2. 3. 4. 5. 6. 7. 8. 9. 10. 11. 12. 13. 14. 15. 16. 17. 18. 19. 20. 21. 22. 23. 24. 25. 26. 27. 28. 29. 30. 31. 32. 33. 34. 35. 36. 37. 38. 39. 40.

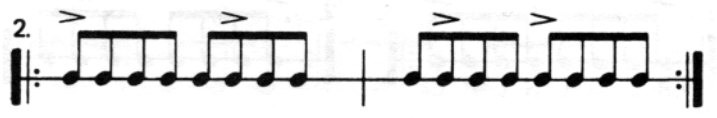
\*Note: On all the pages with accents, play the exercises with alternating sticking (single strokes), leading with the right hand.


Also, try placing accented notes on the tom toms, and unaccented notes on the snare drum. This will develop the facility for moving from one drum to another during breaks and solos.

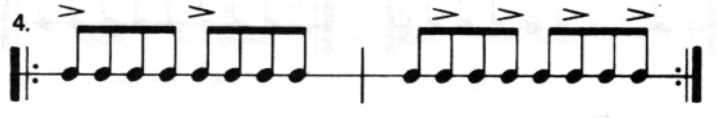
Two other books dealing with accents are:  
**FUN WITH ACCENTS AROUND THE DRUMS**  
**ACCENTS AND SOLOS FOR JAZZ AND ROCK DRUMMING**

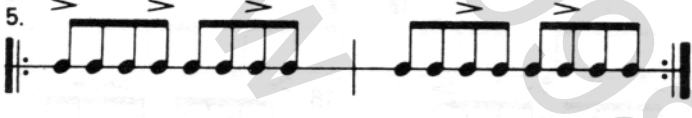
# ACCENTS ON 1/8 NOTES (For Two Measures)

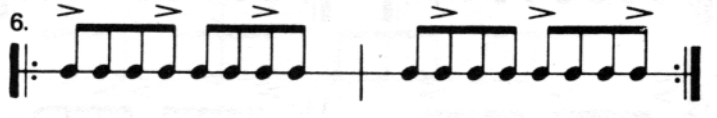
1.   
R L R L R L R L      R L R L R L R L

2. 

3. 

4. 

5. 

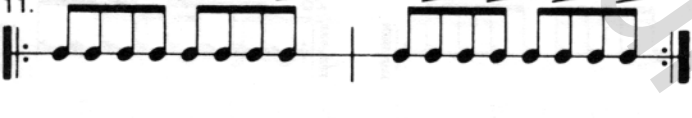
6. 

7. 

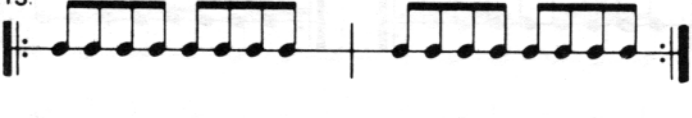
8. 

9. 

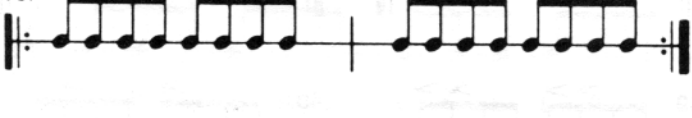
10. 

11. 

12. 

13. 

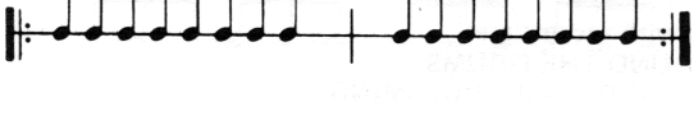
14. 

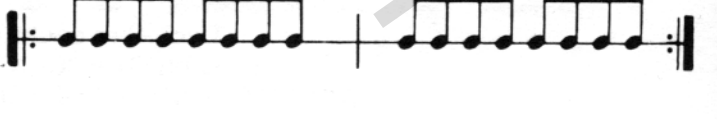
15. 

16. 

17. 

18. 

19. 

20. 

# ACCENTS ON 1/8 NOTES (For Four Measures)

10 numbered musical exercises for accents on 1/8 notes in 4/4 time. Each exercise consists of four measures. Exercise 1 includes a rhythmic pattern 'R L R L R L R L' under the first measure. Exercises 2 through 10 show various patterns of accents on 1/8 notes across the four measures. A large watermark 'www.funmusic.com' is visible diagonally across the page.

1.  $\frac{4}{4}$  R L R L R L R L

2.

3.

4.

5.

6.

7.

8.

9.

10.