

Chaffee jazz patterns in a 4:3 feel

Play practice patterns as 16th notes along with all cymbal rhythms.

Todd Bishop

www.cruiseshipdrummer.com

Practice patterns:

snare
bass
hihat/foot

1 2 3 4 5

6 7 8 9 10

11 12 13 14 15

16 17 18 19 20






21 22 23 24 25






26 27 28 29 30






31 32 33 34 35



36 37 38 39 40

41 42 43 44 45

46  47  48  49  50 

51  52  53  54  55 

56  57  58  59  60 

61  62 

Pattern rhythms translated into 16th note grid:



Played in 4/4:

1 2 3 4 1 2 3 4 1 2 3 4



Cymbal rhythms:

